

# **Govt. J.M.C. Mahila Maghavidyalaya, Mandla, Madhya Pradesh**



**AISHE Code: C-33429**

**National Assessment and  
Accreditation Council- Cycle: III**

**Stakeholders' Feedback  
Analysis Reports**

**2018-2019**

# Index

Sr. No.	Title of the Document	Page No.
1	Students' Feedback Analysis Reports_2018-2019	1-6
2	Parents' Feedback Analysis Reports_2018-2019	7-11
3	Teachers' Feedback Analysis Reports_2018-2019	12-17
4	Alumni's Feedback Analysis Reports_2018-2019	18-22
5	Employers' Feedback Analysis Reports_2018-2019	23-27



Principal

Govt. Jagannath Munnalal Choudhary  
Mahila Mahavidyalaya, Mandla (M.P.)

Govt. Jagannath Munnalal

Choudhary Mahila

Mahavidyalaya, Mandla, M.P.



**Office-Principal**  
**Govt. J.M.C. Mahila Mahavidyalaya,**  
**Mandla, Madhya Pradesh**

**Students' Satisfaction Survey Report**  
**2018-2019**

**Q1: The way in which teachers teach in the classroom:**

**Options:**

- a. Excellent
- b. Very Good
- c. Good
- d. Average
- e. Below Average

**Response:** 96% students chose the first option as 'Excellent' and 4% students chose the second option as 'Very Good'.



**Q2: Are the extra-curricular activities organised in the college along with teaching-learning process?**

**Options:**

- a. Yes
- b. No

**Response:** 100% students chose the first option as 'Yes'.

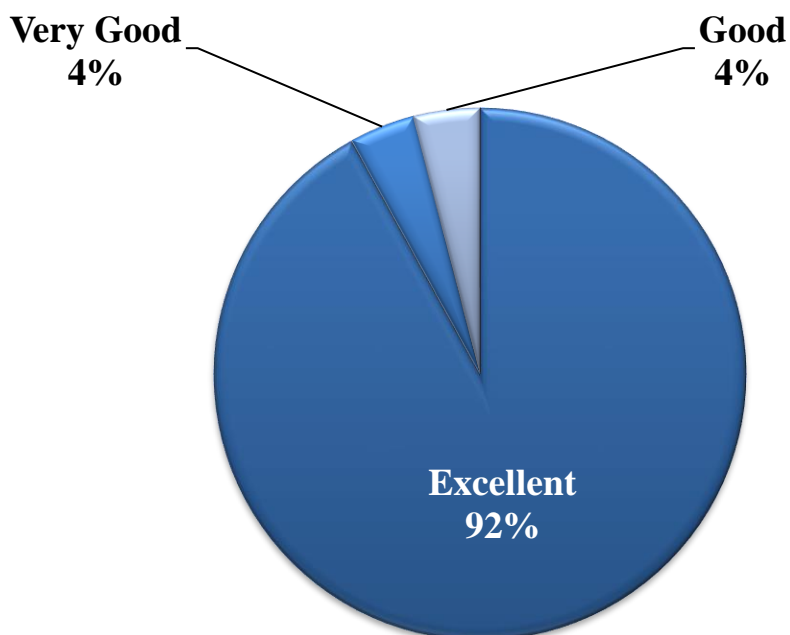


**Q3: How do you rate the procedures and policies of your college?**

**Options:**

- a. Excellent
- b. Very Good
- c. Good
- d. Average
- e. Below Average

**Response:** 92% students chose the first option as 'Excellent' 4% students chose the second option as 'Very Good' and 4% students chose the third option as 'Good'.

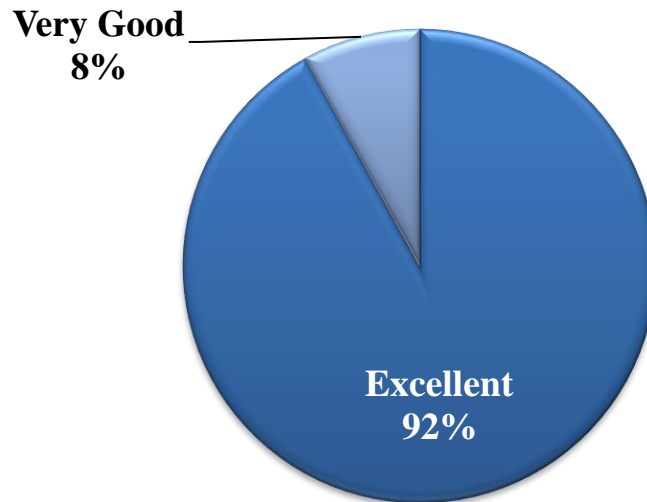


**Q4: How do you rate the behaviour of office staff of your college?**

**Options:**

- a. Excellent
- b. Very Good
- c. Good
- d. Average
- e. Below Average

**Response:** 92% students chose the first option as 'Excellent' and 8% students chose the second option as 'Very Good'.



**Q5: Is reading room available in your college?**

**Options:**

- a. Yes
- b. No

**Response:** 100% students chose the first option as 'Yes'.

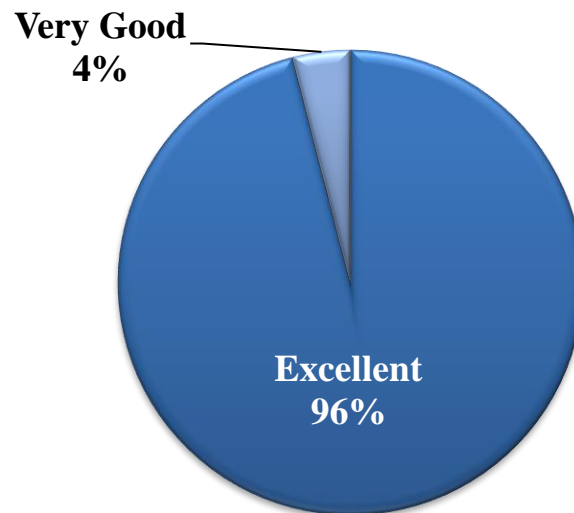


**Q6: How do you rate the behaviour of the teachers with the students?**

**Options:**

- a. Excellent
- b. Very Good
- c. Good
- d. Average
- e. Below Average

**Response:** 96% students chose the first option as 'Excellent' and 4% students chose the second option as 'Very Good'.



**Q7: Are the sports activities organised in the college?**

**Options:**

- a. Yes
- b. No

**Response:** 100% students chose the first option as 'Yes'.

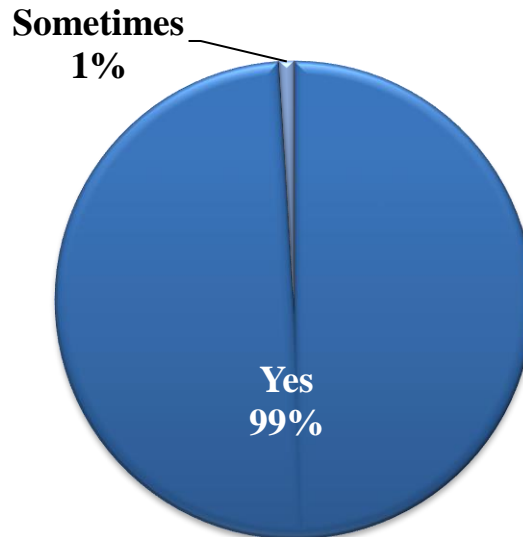


**Q8: Are the grievances of the students redressed within the time limit?**

**Options:**

- a. Yes
- b. Sometimes
- c. No

**Response:** 99% students chose the first option as 'Yes' and 1% students chose the second option as 'Sometimes'.



**Q9: Is fresh potable water available in your college?**

**Options:**

- a. Yes
- b. No

**Response:** 100% students chose the first option as 'Yes'.

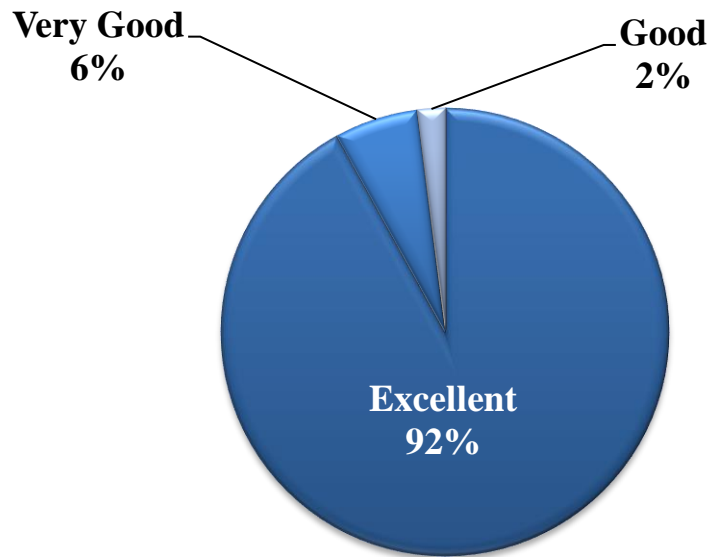


**Q10: How do you rate the overall facilities provided by the institution?**

**Options:**

- a. Excellent
- b. Very Good
- c. Good
- d. Average
- e. Below Average

**Response:** 92% students chose the first option as 'Excellent', 6% students chose the second option as 'Very Good' and 2% students chose the third option as 'Good'.



*S.K. Rao*  
**Coordinator**  
**IQAC**

*[Signature]*  
**Principal**  
Govt. Jagannath Prasad Choudhary  
Mahila Mahavidyalaya, Mandla (M.P.)  
**Govt. J.M.C. Mahila Mahavidyalaya,**  
**Mandla, M.P.**





# Govt. J.M.C. Mahila Mahavidyalaya, Mandla, Madhya Pradesh

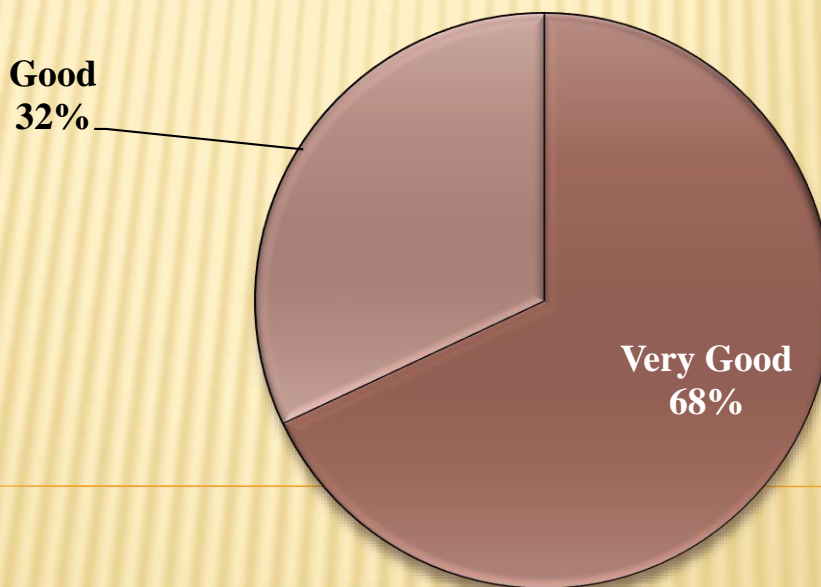
## Parent's Feedback Report 2018-2019

**Q1: Level to which you are satisfied with the facilities provided in the institution?**

**Options:**

- a. Excellent
- b. Very Good
- c. Good
- d. Average
- e. Poor

**Response:** 68% parents chose the option (b) which was 'Very Good' and 32% parents chose the option (c) which was 'Good'.

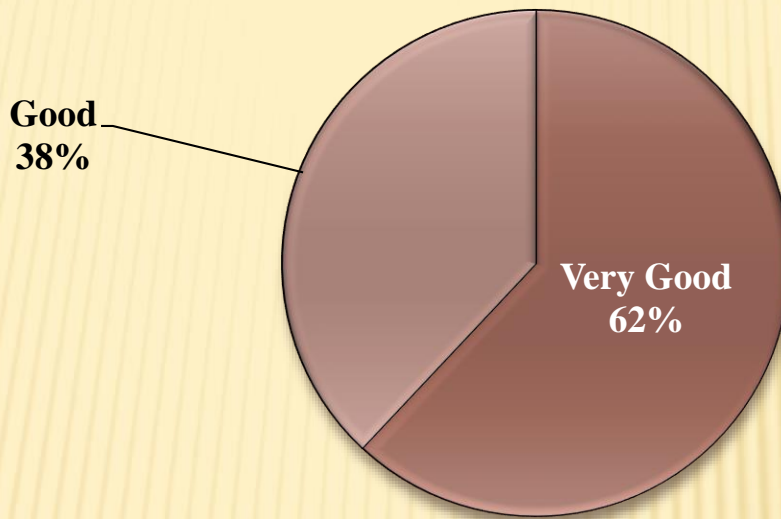


**Q2: Academic progress of your child:**

**Options:**

- a. Excellent
- b. Very Good
- c. Good
- d. Average
- e. Poor

**Response:** 62% parents chose the option (b) which was 'Very Good' and 38% parents chose the option (c) which was 'Good'.



**Q3: Do you communicate with your child about their study and attendance in the college?**

**Options:**

- a. Yes
- b. No

**Response:** 100% parents chose the first option as 'Yes'.

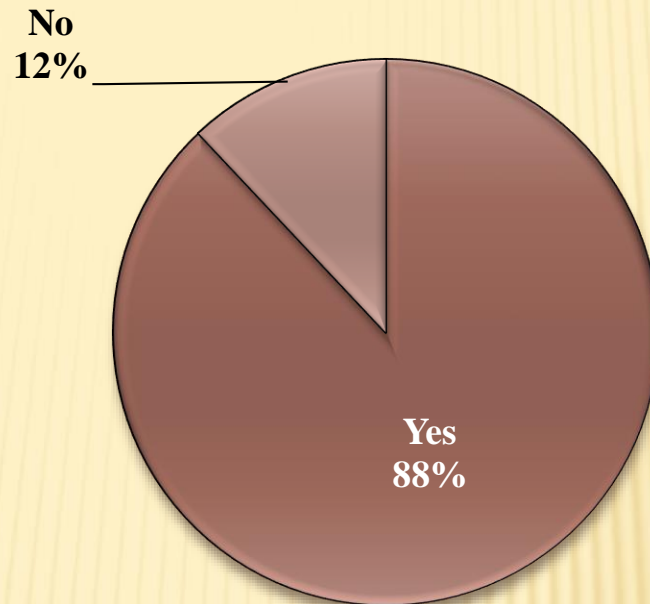


**Q4: Are you satisfied with the academic facilities and behavior of the teachers of the college?**

**Options:**

- a. Yes
- b. No

**Response:** 88% parents chose the first option as 'Yes' and 12% parents chose the second option as 'No'.



**Q5: Has your child participated in the Extension/Outreached activities of the institution?**

**Options:**

- a. Yes
- b. No

**Response:** 100% parents chose the first option as 'Yes'.



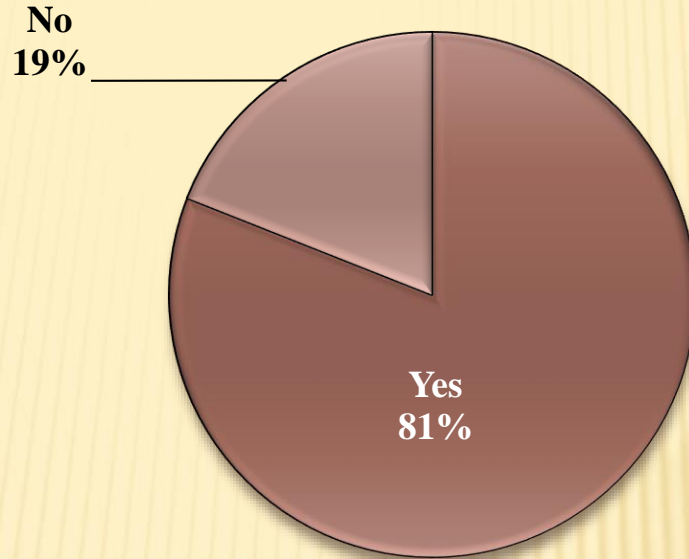


**Q6: Is your child satisfied with Sports/Cultural/Literary activities of the college?**

**Options:**

- a. Yes
- b. No

**Response:** 81% parents chose the first option as 'Yes' and 19% parents chose the second option as 'No'.

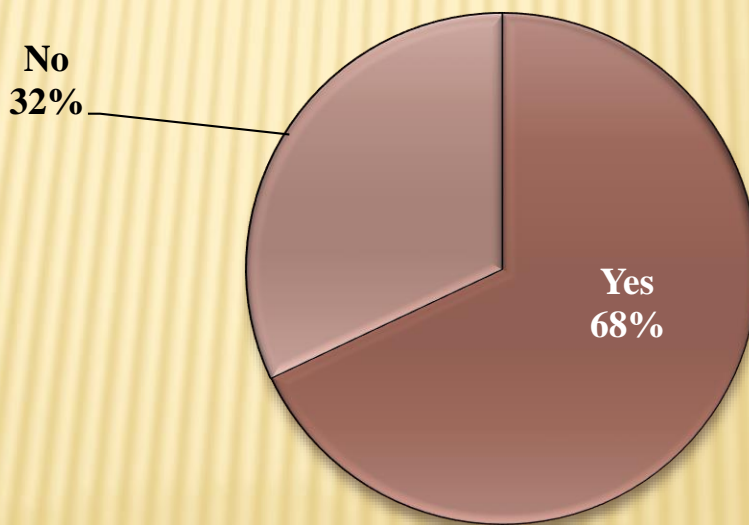


**Q7: Are you satisfied with the facilities provided by the college library?**

**Options:**

- a. Yes
- b. No

**Response:** 68% parents chose the first option as 'Yes' and 32% parents chose the second option as 'No'.



**Q8: Do you want infrastructural development of the institution?**

**Options:**

- a. Yes
- b. No

**Response:** 100% parents chose the first option as 'Yes'.

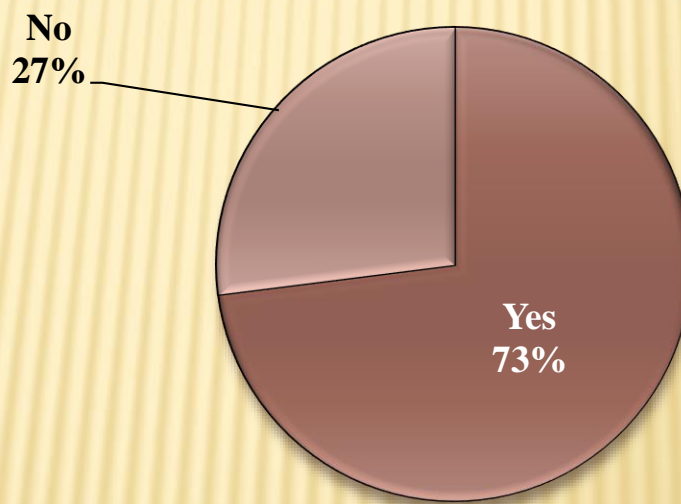


**Q9: Have you ever been present in the Teacher-Parents Meet in the college?**

**Options:**

- a. Yes
- b. No

**Response:** 73% parents chose the first option as 'Yes' and 27% parents chose the second option as 'No'.



*S.K. Rane*  
**Coordinator**  
**IQAC**

*Banti*  
**Principal**  
Govt. Jagannath Munjal Choudhary  
Mahila Mahavidyalaya, Mandla (M.P.)  
**Govt. J.M.C. Mahila**  
**Mahavidyalaya. Mandla, M.P.**

# Govt. J.M.C. Mahila Mahavidyalaya Mandla, M.P.



Towards Excellence...

## **REPORT ON** **TEACHER'S FEEDBACK** **SURVEY**

# **2018-2019**

1. Are you satisfied with the college management?

- a. Yes
- b. No

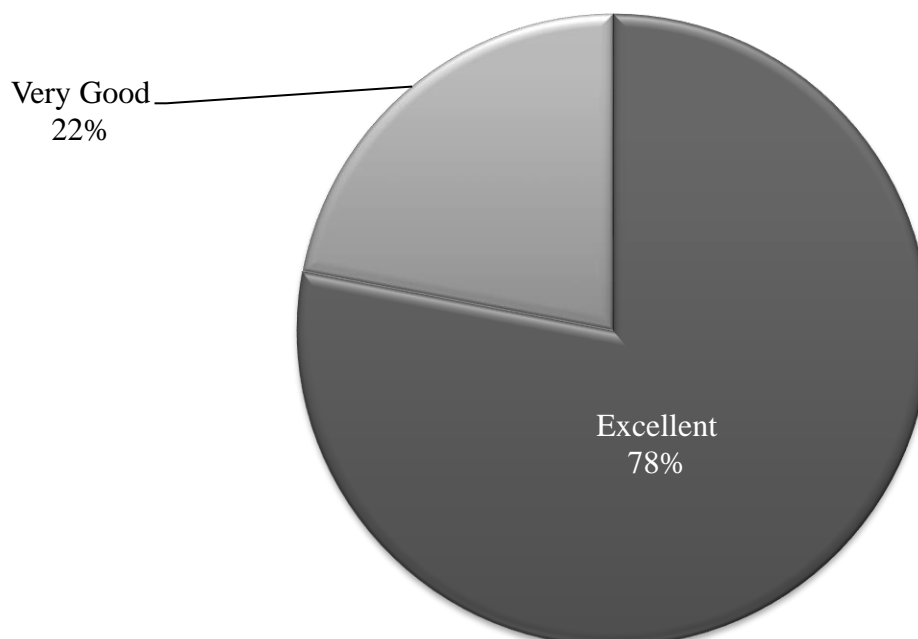
**Response:** 100% teachers chose the option (a) which was 'Yes'.



2. Administrative facilities of the college:

- a. Excellent
- b. Very Good
- c. Good
- d. Average
- e. Poor

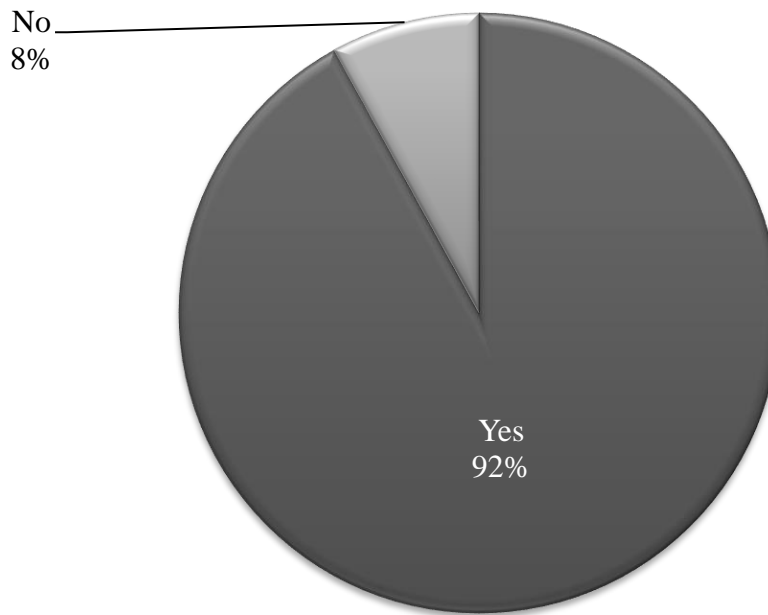
**Response:** 78% teachers chose the option (a) which was 'Excellent' and 22% teachers chose the option (b) which was 'Very Good'.



3. Are the resources available in the college sufficient?

- a. Yes
- b. No

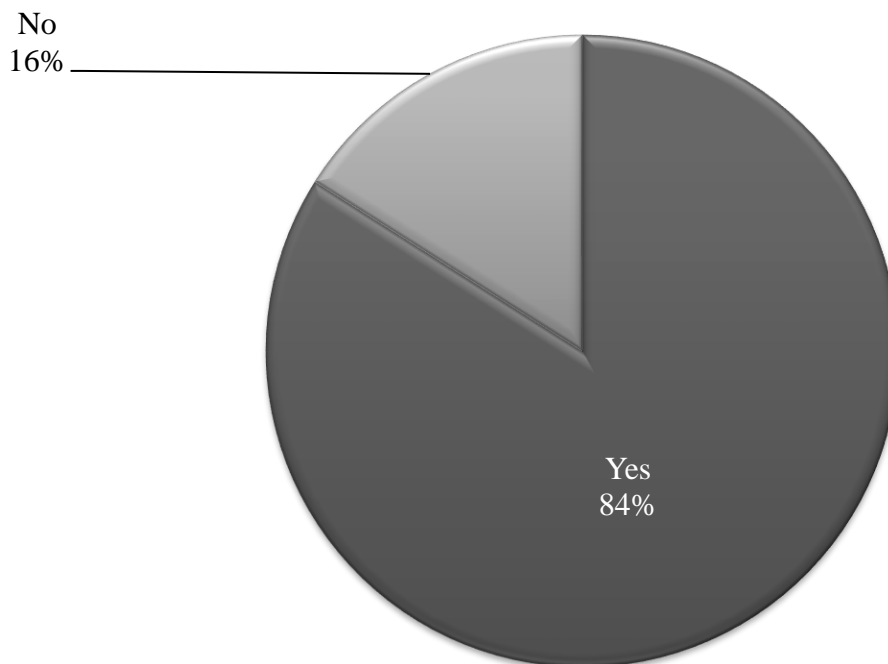
**Response:** 92% teachers chose the option (a) which was 'Yes' and 8% teachers chose the option (b) which was 'No'.



4. Are you satisfied with the library facilities available in the college?

- a. Yes
- b. No

**Response:** 84% teachers chose the option (a) which was 'Yes' and 16% teachers chose the option (b) which was 'No'.





5. Is the environment of the institution eco-friendly?

- a. Yes
- b. No

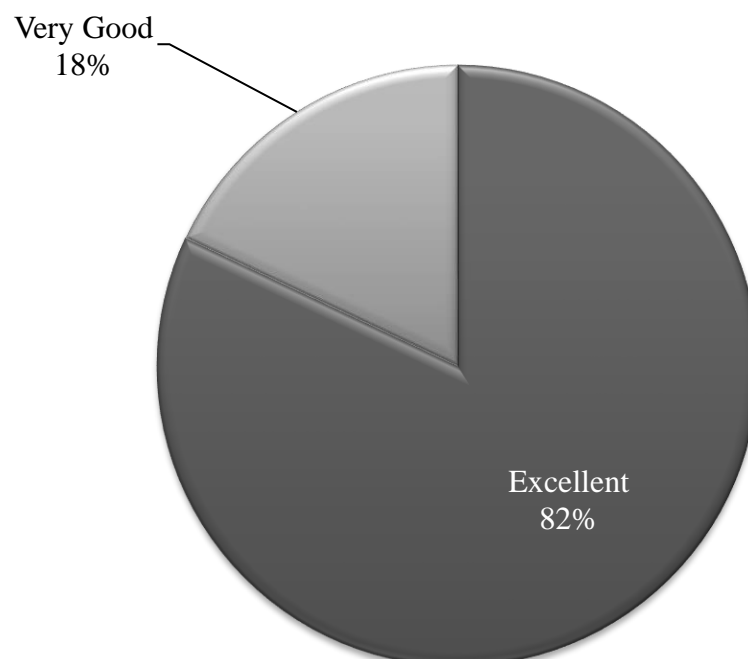
**Response:** 100% teachers chose the option (a) which was 'Yes'.



6. Level of Infrastructural facilities available in the college:

- a. Excellent
- b. Very Good
- c. Good
- d. Average
- e. Poor

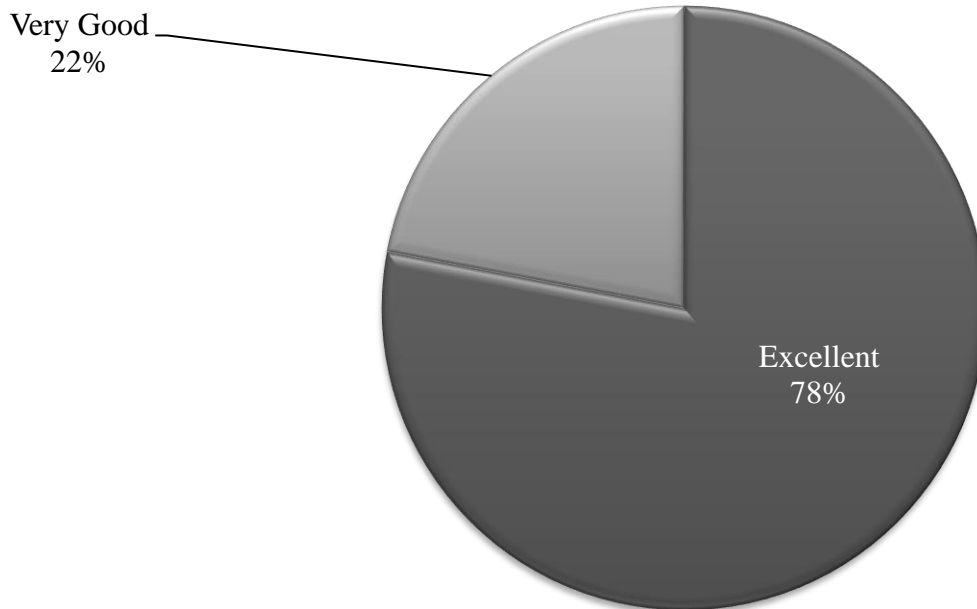
**Response:** 82% teachers chose the option (a) which was 'Excellent' and 18% teachers chose the option (b) which was 'Very Good'.



7. Sports facilities available in the college:

- a. Excellent
- b. Very Good
- c. Good
- d. Average
- e. Poor

**Response:** 78% teachers chose the option (a) which was 'Excellent' and 22% teachers chose the option (b) which was 'Very Good'.



8. Do you think there should be hostel facilities for the students?

- a. Yes
- b. No

**Response:** 100% teachers chose the option (a) which was 'Yes'.



9. Do you want to contribute in institutional developmental activities?

10. Yes

11. No

**Response:** 100% teachers chose the option (a) which was 'Yes'.



A handwritten signature in green ink, appearing to read 'Bant'.

**Principal**

Govt. Jagannath Munnal Choudhary  
Mahila Mahavidyalaya, Mandla (M.P.)

Govt. J.M.C. Mahila

Mahavidyalaya. Mandla, M.P.



Towards Excellence...

# Govt. Jagannath Munnalal Choudhary Mahila Mahavidyalaya, Mandla, Madhya Pradesh

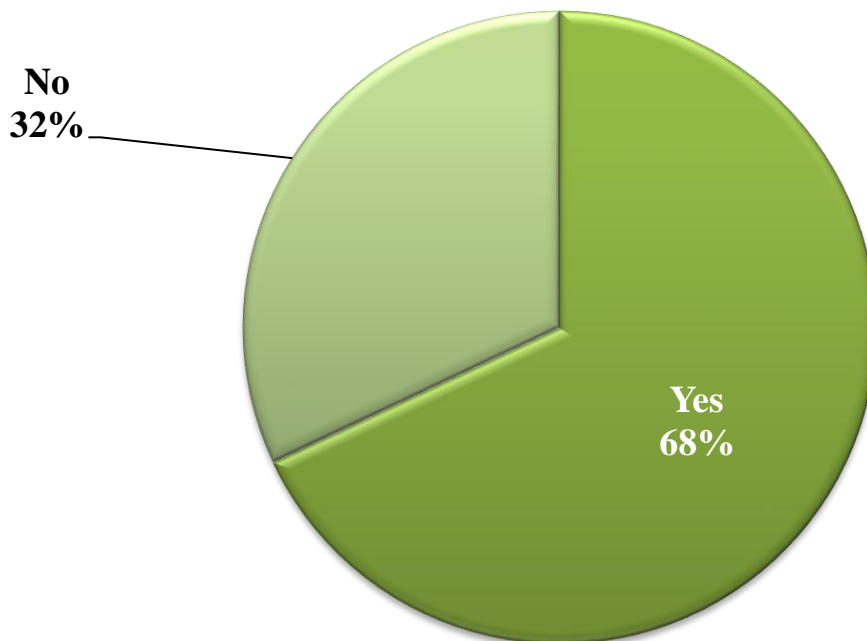
## Alumni's Feedback Report 2018-2019

**Q1: Have you been satisfied with the facilities provided by the college?**

**Options:**

- a. Yes
- b. No

**Response:** 68% alumni members chose the option (a) which was 'Yes' and 32% alumni members chose the option (b) which was 'No'.

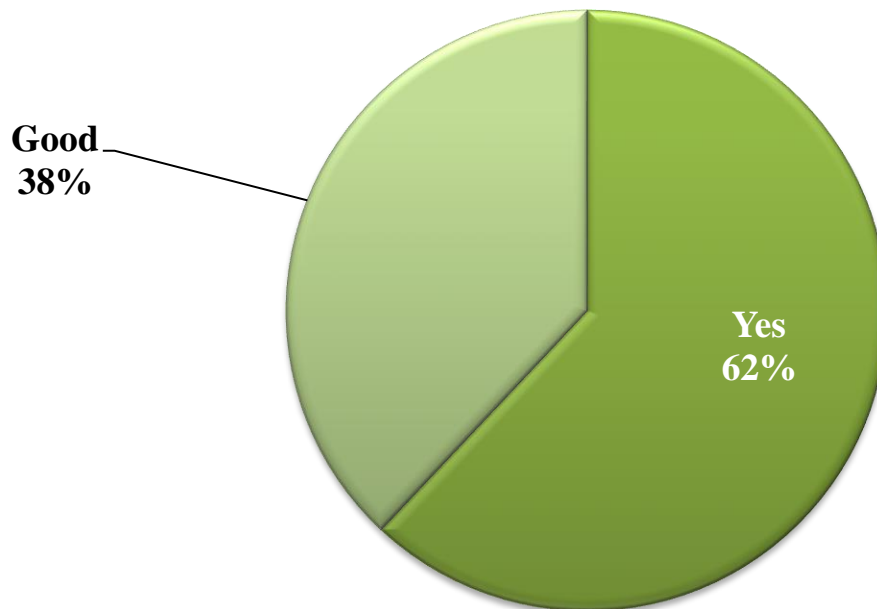


**Q2: Do you consider the development in the facilities of the institution with time?**

**Options:**

- a. Yes
- b. No

**Response:** 62% alumni members chose the option (a) which was 'Yes' and 38% alumni members chose the option (b) which was 'No'.



**Q3: Are you satisfied with the behavior of teachers and teaching aids?**

**Options:**

- a. Yes
- b. No

**Response:** 100% alumni members chose the first option as 'Yes'.

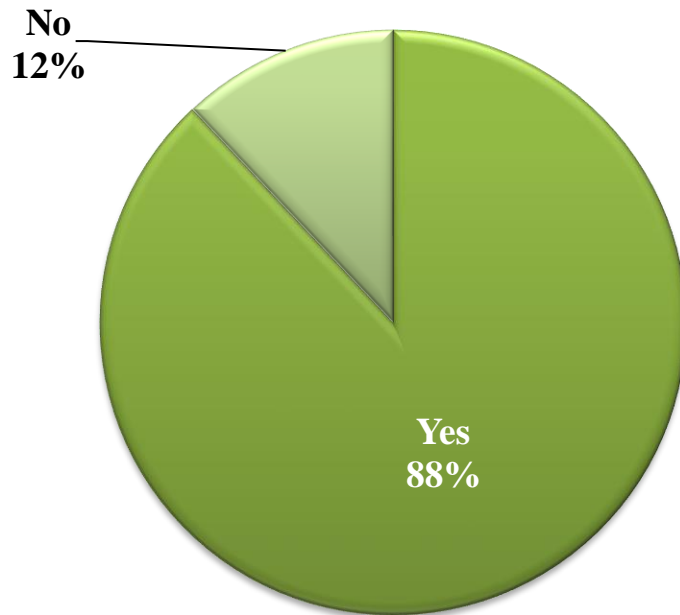


**Q4: Is the college education applicable in your social life?**

**Options:**

- a. Yes
- b. No

**Response:** 88% alumni members chose the first option as 'Yes' and 12% alumni members chose the second option as 'No'.



**Q5: Do you want PG programmes to be started in the college?**

**Options:**

- a. Yes
- b. No

**Response:** 100% alumni members chose the first option as 'Yes'.

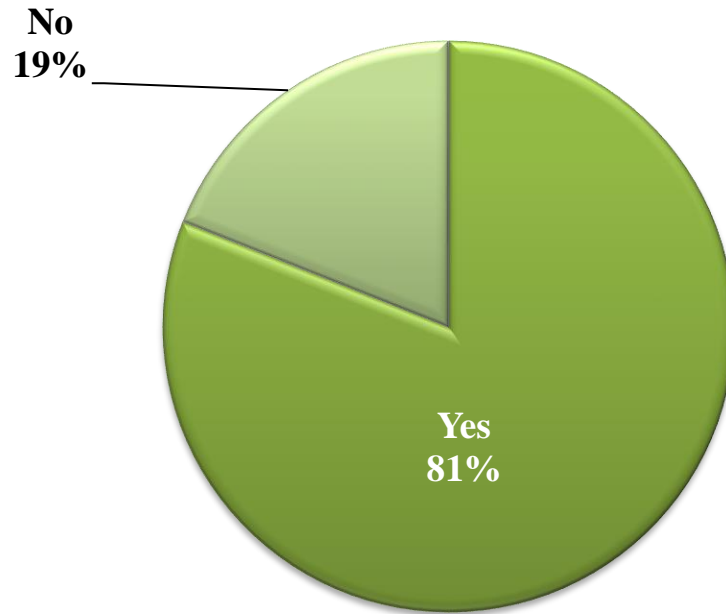


**Q6: Do you want the progressive development in the sports & gymnasium facilities of the college?**

**Options:**

- a. Yes
- b. No

**Response:** 81% alumni members chose the first option as 'Yes' and 19% alumni members chose the second option as 'No'.

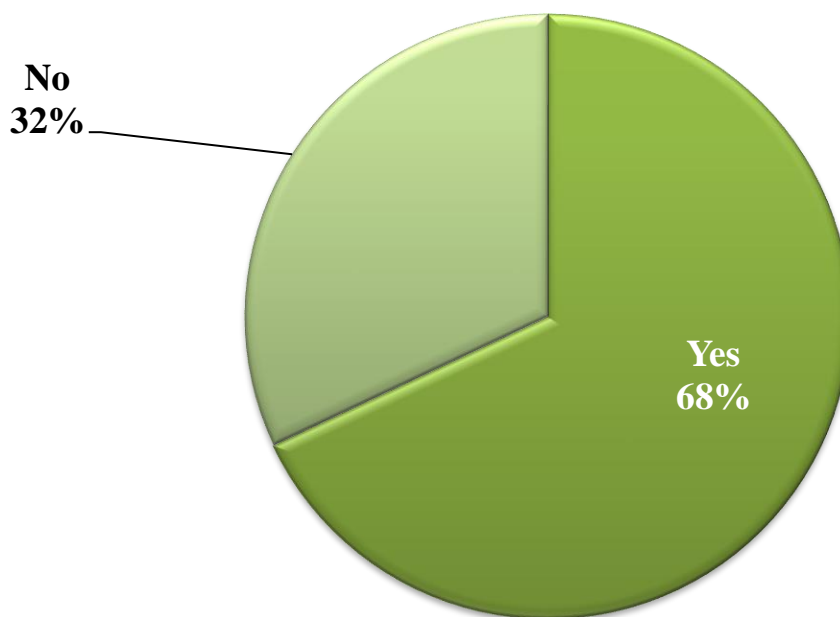


**Q7: Should there be hostel facility for the students?**

**Options:**

- a. Yes
- b. No

**Response:** 68% alumni members chose the first option as 'Yes' and 32% alumni members chose the second option as 'No'.



**Q8: Do you want to contribute in institution's developmental activities?**


**Options:**

- a. Yes
- b. No

**Response:** 100% alumni members chose the first option as 'Yes'.



  
**Coordinator**  
**IQAC**

  
**Principal**  
Govt. Jagadamba Musunjala Choudhary  
Mahila Mahavidyalaya, Mandla (M.P.)  
**Govt. J.M.C. Mahila**  
**Mahavidyalaya,**  
**Mandla, M.P.**



# Govt. J.M.C. Mahila Mahavidyalaya

## Mandla, M.P.



Towards Excellence...

### **REPORT ON**

# **EMPLOYER'S FEEDBACK**

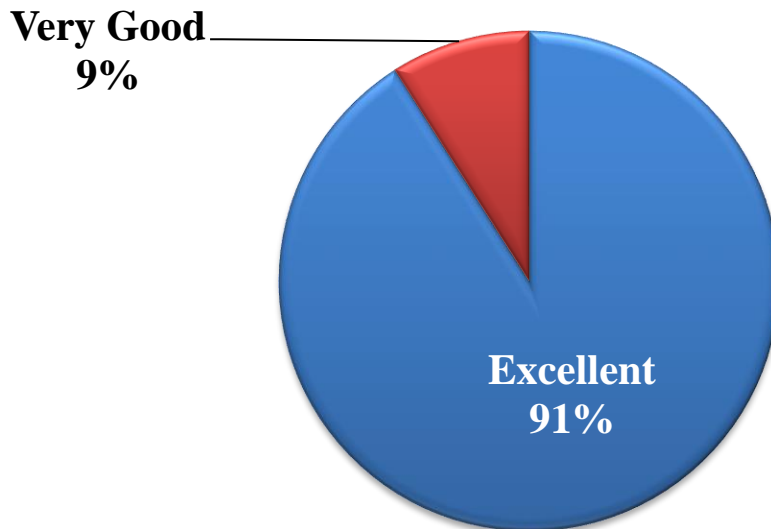
## **SURVEY**

# 2018-2019

1. How do you find the level of communication skills among our ex-students?

- a. Excellent
- b. Very Good
- c. Good
- d. Average
- e. Poor

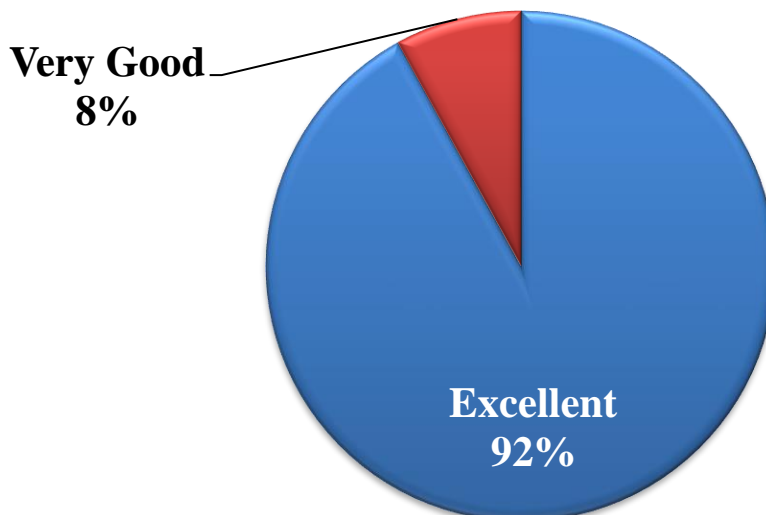
**Response:** 91% employers chose the option (a) which was 'Excellent' and 9% employers chose the option (b) which was 'Very Good'.



2. How is their participation in working as a part of your team?

- a. Excellent
- b. Very Good
- c. Good
- d. Average
- e. Poor

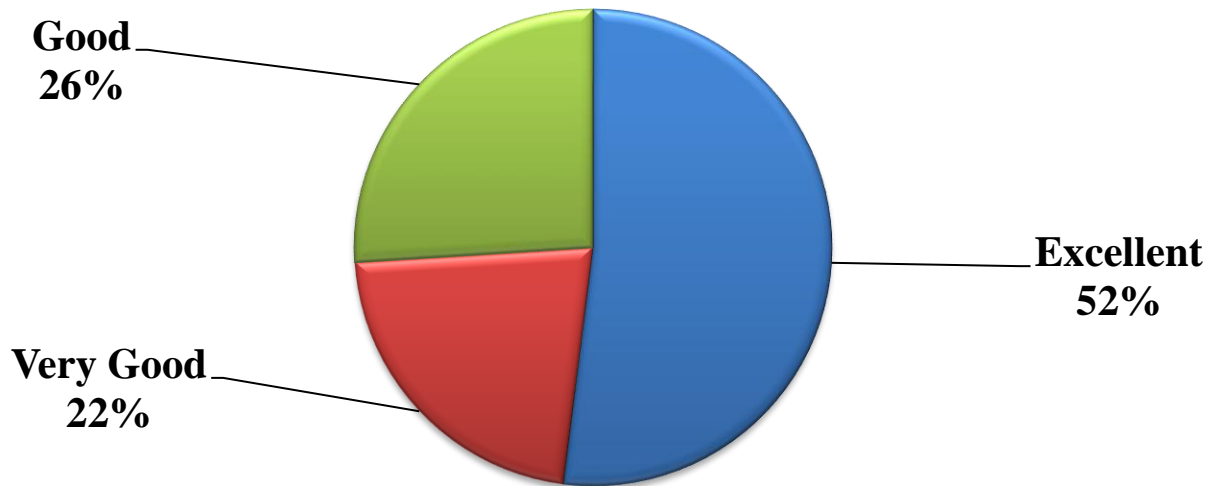
**Response:** 92% employers chose the option (a) which was 'Excellent' and 8% employers chose the option (b) which was 'Very Good'.



3. How do they respond to workplace challenges?

- a. Excellent
- b. Very Good
- c. Good
- d. Average
- e. Poor

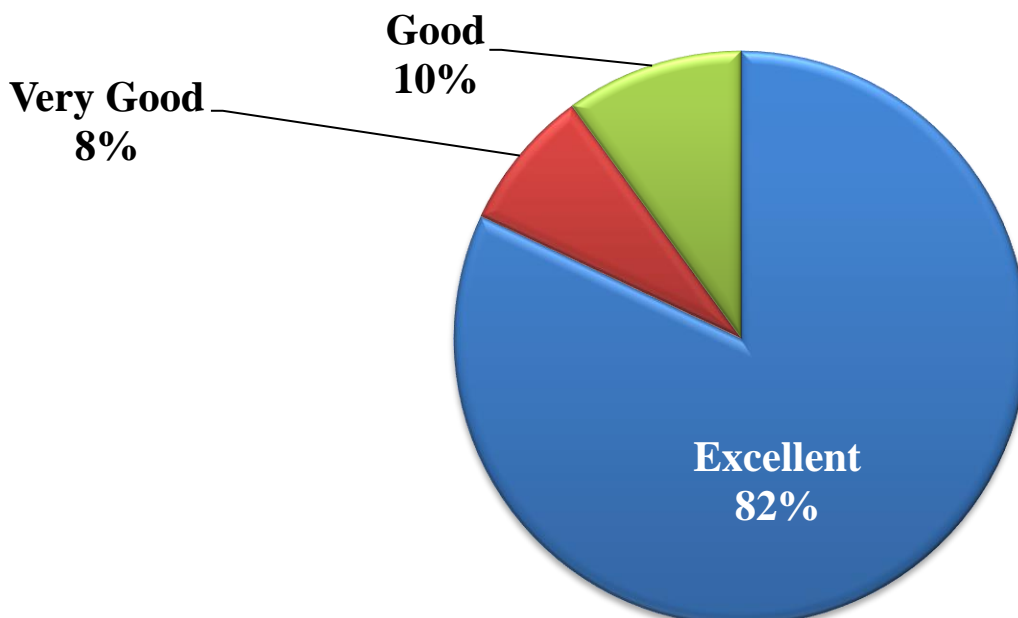
**Response:** 52% employers chose the option (a) which was 'Excellent', 22% employers chose the option (b) which was 'Very Good' and 26% employers chose the option (c) which was 'Good'.



4. The level of their self-motivation:

- a. Excellent
- b. Very Good
- c. Good
- d. Average
- e. Poor

**Response:** 82% employers chose the option (a) which was 'Excellent', 8% employers chose the option (b) which was 'Very Good' and 10% employers chose the option (c) which was 'Good'.



5. The way in which they take their responsibilities:

- a. Excellent
- b. Very Good
- c. Good
- d. Average
- e. Poor

**Response:** 100% employers chose the option (a) which was 'Excellent'.



6. Their role in contributing in achieving the goal of the organisation:

- a. Excellent
- b. Very Good
- c. Good
- d. Average
- e. Poor

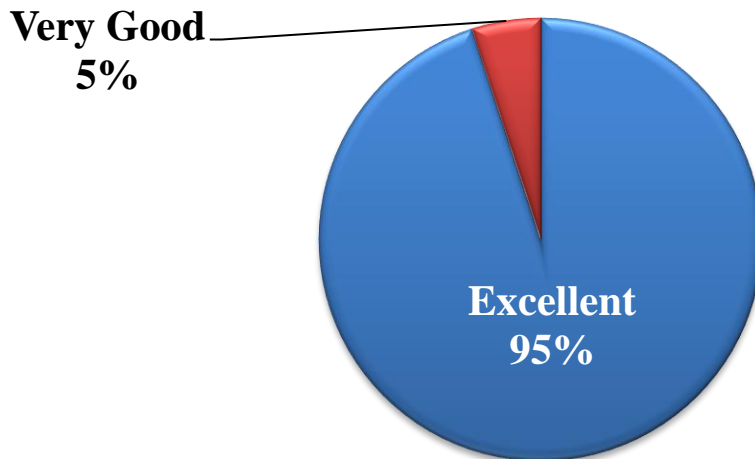
**Response:** 100% employers chose the option (a) which was 'Excellent'.



7. Level of innovativeness and creativity:

- a. Excellent
- b. Very Good
- c. Good
- d. Average
- e. Poor

**Response:** 95% employers chose the option (a) which was 'Excellent' and 5% employers chose the option (b) which was 'Very Good'.




8. Obligation to work beyond schedule, if required:

- a. Excellent
- b. Very Good
- c. Good
- d. Average
- e. Poor

**Response:** 94% employers chose the option (a) which was 'Excellent' and 6% employers chose the option (b) which was 'Very Good'.



  
**Principal**  
Govt. Jagannath Munnalal Choudhary  
Mahila Mahavidyalaya, Mandla (M.P.)  
Govt. Jagannath Munnalal  
Choudhary Mahila  
Mahavidyalaya, Mandla,  
M.P.